

Stage Three HPGE Remote Learning Weekly Timetable

Term 3 - Week 9

9.15am Zoom Roll Call and Learning Plan

*** Every morning unless your teacher is at school & Friday this week***

	Monday	Tuesday	Wednesday	Thursday	Friday
Morning	Writing Novel Study PE Brain Break	Writing Comprehension Activity PE Brain Break	Writing PE Brain Break	Novel Study Comprehension Activity PE Brain Break	Novel Study Writing PE Brain Break
Break					
Middle	11:45am Zoom Session Spelling Science Fair Mathematics	Novel Study Mathematics Science Fair	Spelling BTN News Mathematics	11:45am Zoom Session- Maths Olympiad Science Fair Mathematics	Spelling Mathematics
Break					
Afternoon	PE with Mrs Quinn	PDH - Smiling Minds	Creative Arts	Library with Mr McQueen	Creative Arts
Upload	Novel Study	Comprehension Activity	BTN News	Maths Olympiad	Poetry


Session One

 Attend your 9:15am Zoom Roll Call. If you are not zooming please comment on your teacher's post on Google Classroom to mark your attendance.

English

- Writing - [Poetry](#)

Reading

-  **Final Storm Novel Study** Read no more than two chapters a day. Remember to provide detailed answers. Support your answers with evidence from the text where required.

PE Brain Breaks.

- [Circuit Activities](#) - Online
- Offline: Complete 20 seconds of jumping jacks, rest for 10 seconds, 20 seconds of push-ups, rest for 10 seconds, 20 seconds of crunches, rest for 10 seconds, and 20 seconds of burpees. Have 1 minute rest and repeat the activities again.



Recess

Session Two

11:45 am - Zoom session with your teacher.

Spelling Sound Waves 

- See your lists in your Google classroom.

Science Fair

-  **WPS Science Fair 2021**

Mathematics

- ❑ MathsOnline Set Tasks
- ❑ Term 3 Week Nine Fractions Decimals Percentages

Lunch

Session Three

PE

- ❑ Online: [Discover Bouncing - Basketball with Mrs Quinn](#)
- ❑ Offline: Discover Bouncing.
- ❑ 1. Practice bouncing the ball with control. Work through each of these levels, when you can do 10 in a row without losing control move up to the next level.
- ❑ Level 1: Bounce and catch the ball.
- ❑ Level 2: Two handed bounce (no catching - and only one bounce)
- ❑ Level 3: One handed bounce with the hand you write with (dominate hand)
- ❑ Level 4: One handed bounce with the hand you do not write with (non-dominant hand)
- ❑ Level 5: Bounce the ball from your right hand to left hand and continue for 10 in a row.
- ❑ 2. Bouncing while running is also called dribbling. Dribble the ball 10 meters (10 big steps) , turn around and come back. Dribble the ball and change direction, run to the right, change direction and run to the left. Dribble right handed for 5m and then change to your left hand for 5m.
- ❑ 3. Play a game of keepers off with a family member. The idea is to bounce the ball and try to keep it away from your opponent.
- ❑ 4. If you can get to a basketball court, play a game with your family.

Teaching Tips. Fingers relaxed and spread them out on the ball. For maximum control. Dribble no higher than hip height.



Keepers off



Session One

 Attend your 9:15am Zoom Roll Call. If you are not zooming please comment on your teacher's post on Google Classroom to mark your attendance.

English

- Writing - [Poetry](#)

Comprehension Activity

- [The Guardian](#)

PE Brain Breaks

- Online: [PE Exercise.](#)
- Offline: Hold each of these yoga poses for 30 seconds. Then repeat the activities.



Recess

Reading

- Please complete two chapters a day. Please ensure that you take the time to construct detailed responses.
- [Final Storm Novel Study](#)

Mathematics

- Maths Online Set tasks
- [Term 3 Week Nine Fractions Decimals Percentages](#)

Science Fair

- [WPS Science Fair 2021](#) Share your research document with your classroom teacher.

Lunch

Session Three

PBL - Smiling Minds

- ❑ Complete a Smiling Mind Lesson (self paced)
<https://www.smilingmind.com.au/>
Use the [Smiling Mind Guide](#) for support.

Google Classroom Turn in : Share your Guardian comprehension activity on google classroom.

Stage Three HPGE Learning Plan - Term 3 Week 9

Date: Wednesday 8th September

Session One

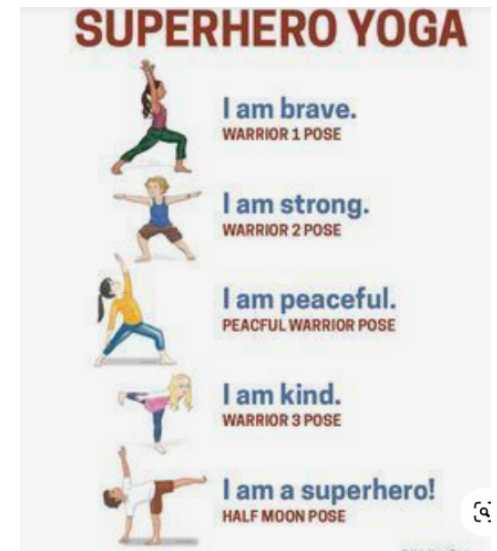
 Attend your 9:15am Zoom Roll Call. If you are not zooming please comment on your teacher's post on Google Classroom to mark your attendance.

English





- ❑ Writing - [Poetry](#)



PE Brain Break:

- ❑ Online: [Circuit Activities](#)
- ❑ Offline: Hold each of these poses for 30 seconds. Once complete, repeat the activity.



Recess

Session Two	<p>Spelling Sound Waves</p> <ul style="list-style-type: none"> ❑ Spelling & Vocabulary - please see google classroom for proforma or log on to the Sound Waves website.  <p>BTN news</p> <ul style="list-style-type: none"> ❑  BTN News Week 9 Term 3 2021 <p>Mathematics</p> <ul style="list-style-type: none"> ❑ Maths Online Set tasks ❑  Term 3 Week Nine Fractions Decimals Percentages
Lunch	
Session Three	<p>Creative Arts</p> <p>You have Week 9 & 10 to complete this task.</p> <ul style="list-style-type: none"> ❑  Visual Literacy and Photography
Google Classroom Upload: Please submit your BTN news questions	

Stage Three HPGE Learning Plan - Term 3 Week 9 Date: Thursday 9th September	
Helping your family today: Prepare lunch for a member of your family.	
Session One	<ul style="list-style-type: none">  Attend your 9:15am Zoom Roll Call. If you are not zooming please comment on your teacher's post on Google Classroom to mark your attendance. <p>Reading</p> <ul style="list-style-type: none"> ❑  Final Storm Novel Study please complete 2 chapters a day. Please ensure that you take the time to construct detailed responses.

Comprehension Activity

- [The Guardian](#)

PE Brain Break:

- Online: [PE at Home](#)
- Offline: Complete the following activities for 1 min each. Plank, push-ups, crunches and lunges. See if you can also go for a 15min bike ride and a 5 minute run.



Recess

Session Two

11.45 am - Zoom session with your teacher.

Science Fair

- [WPS Science Fair 2021](#)

Mathematics

- Maths Online Set Tasks
- Maths Olympiad

Task this week: Familiarise yourself with all the countries in Europe. Make a Kahoot and share on google classroom.

https://world-geography-games.com/en/countries_europe.html

Lunch

Session Three

Library with Mr McQueen

Listen to the story Ollie and the Wind read by Mr McQueen [Ollie and the Wind.mp4](#)

Please complete ONE activity of your choice.

- There are lots of ways to observe the direction and speed of the wind, and the effect of the wind on objects. Suggested activities:
 - Make a pinwheel and observe the direction and speed of the wind
<http://www.leslietryon.com/3dcolorcutout/makepinw/makepinwheel.html>
 - Make and race boats [How to Make a Paper Boat.mp4](#)
- Imagine if Ollie and the Wind was told from the wind's point of view. Draw a new cover for The Wind and Ollie; or in a group write a new picture book text, song or play telling the story from the wind's point of view.
- Make a list of all the verbs (action words or doing words) used to describe what the wind does. Look at the list you just made and say the words aloud. Do any of the words sound like the wind? There is a very long word used for words that sound like the things they describe. It is: onomatopoeia. Can you think of other words that might describe the wind and that sound like the wind too?
- Drawing a Character. Use the following worksheet as a guide to draw your own Ollie character.
 [Creating a Character.pdf](#)
- Click on this link to a jigsaw puzzle of Ollie and the Wind. Can you complete it? <https://jigex.com/qsVeC>

Google Classroom Upload: Upload your Maths Olympiad.

Stage Three HPGE Learning Plan - Term 3 Week 9

Date: Friday 10th September

Session
One



Attend your 9:15am Zoom Roll Call. If you are not zooming please comment on your teacher's post on Google Classroom to mark your attendance.

Reading

- Final Storm Novel Study Please complete 2 chapters a day. Please ensure that you take the time to construct detailed responses.

English

- Writing - [Poetry](#)

PE Brain Break:

- ❑ Online [Would You Rather?](#)
- ❑ Offline: Complete 1 minute of each activity. Side stretches, lunges, toe touches, knee raises and bicycle legs. Have 1 minute rest and repeat the activities.



Recess

Session Two

Spelling Sound Waves

- ❑ Spelling & Vocabulary - please see google classroom for proforma and log on to the Sound Waves website.

Mathematics

- ❑ Maths Online Set Tasks
- ❑ Term 3 Week Nine Fractions Decimals Percentages

Lunch

Session Three

Creative Arts - Street Art

Watch this video, [Is graffiti art? Or vandalism? - Kelly Wall](#) to help develop an understanding of what street art is. What is the difference between street art and graffiti? Can you think of places where there is street art in your local area?

Create some street art using this video as a guide: [How to draw the word art](#). Start by creating an 'Art' tag using letter outlines and colouring. Explore different colours for effect. Next, create your own tag using a word that means something to you, e.g. your name, your favourite holiday destination, your pet's name. Have fun - we can't wait to see your finished product!

Extension: Explore the work of street artists such as Banksy.



Google Classroom Upload: Upload your poetry to google classroom